


Moving Single Paradiddles

1




R R L R L L R L R R L R L L R L
L L R L R R L R L L R L R R L R

Detailed description: This block shows the first paradigmiddle exercise. It consists of a single staff of music with a treble clef and a common time signature. The staff contains four measures, each starting with an accent (>) over the first note. Each measure contains a sequence of eight eighth notes. The notes are grouped into four pairs, with the first note of each pair being accented. The rhythm is a steady eighth-note pulse. Below the staff, the drum notation is written as two lines of letters: 'R R L R L L R L R R L R L L R L' on the top line and 'L L R L R R L R L L R L R R L R' on the bottom line.

Reverse Paradiddle

2




R L L R L R R L R L L R L R R L
L R R L R L L R L R R L R L L R

Detailed description: This block shows the second paradigmiddle exercise. It follows the same format as the first, with a single staff of music and four measures of eighth notes. Each measure starts with an accent (>) over the first note. The drum notation below the staff is: 'R L L R L R R L R L L R L R R L' on the top line and 'L R R L R L L R L R R L R L L R' on the bottom line.

Inverted Paradiddle

3




R L R R L R L L R L R R L R L L
L R L L R L R R L R L L R L R R

Detailed description: This block shows the third paradigmiddle exercise. It follows the same format, with a single staff of music and four measures of eighth notes. Each measure starts with an accent (>) over the first note. The drum notation below the staff is: 'R L R R L R L L R L R R L R L L' on the top line and 'L R L L R L R R L R L L R L R R' on the bottom line.

Basic Paradiddle

4



R L R L L R L R R L R L L R L R
L R L R R L R L L R L R R L R L

Detailed description: This block shows the fourth paradigmiddle exercise. It follows the same format, with a single staff of music and four measures of eighth notes. Each measure starts with an accent (>) over the first note. The drum notation below the staff is: 'R L R L L R L R R L R L L R L R' on the top line and 'L R L R R L R L L R L R R L R L' on the bottom line.

Delayed Paradiddle

- Jede Position einzeln im Loop üben
- Alle Positionen von 1 bis 4 hintereinander spielen und wiederholen (bei Wiederholung wird der Handsatz umgekehrt)